

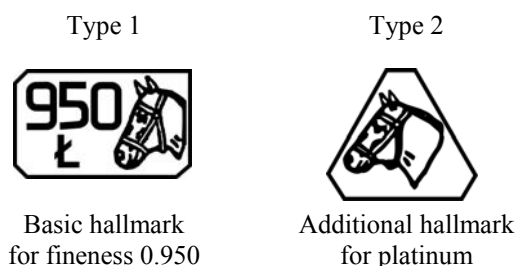
Description of Images and Graphic Figures of Hallmarks

1. The following are used for hallmarking platinum articles:
 - 1) basic hallmark, whose image depicts the head of a horse facing left, in a rectangular frame with left and lower right side edges lopped off; on the left side of the head the letter indicating the given Assay Office appears, and above this letter the platinum fineness is expressed in thousandths - 950 (mark type 1);
 - 2) additional hallmark, whose image depicts the head of a horse, as under point 1), in an equilateral triangle, with lopped off peaks (mark type 2).
2. The following are used for hallmarking palladium articles:
 - 1) basic hallmark, whose image depicts the head of a pointer facing left, in a rectangular frame; on the left side of the head the letter indicating the given Assay Office appears, and above this letter the palladium fineness is expressed in thousandths: 850, 500 (mark types 3, 4);
 - 2) additional hallmark, whose image depicts the head of a pointer, as under point 1), in a square frame with lopped off corners (mark type 5).
3. The following are used for hallmarking gold articles:
 - 1) basic hallmark, whose image depicts the head of a knight facing left, in a hexagonal frame; on the left side of the head the letter indicating the given Assay Office appears, and on the right side of the head the figures: 1, 2, 3, 4, 5, 6 corresponding to the following gold fineness: 960, 750, 585, 500, 375, 333 (mark types 6, 7, 8, 9, 10, 11);
 - 2) additional hallmark, whose image depicts the head of a knight facing left, in an equilateral hexagonal frame (mark type 12).
4. The following are used for hallmarking silver articles:
 - 1) basic hallmark, whose image depicts the head of a woman wearing a kerchief, facing right, in a rectangular frame with rounded corners on the right side; on the left side of the head the letter indicating the given Assay Office appears, and below this letter the fineness of silver expressed in thousandths: 925, 875, 830, 800 (mark types 13, 14, 15, 16);
 - 2) additional hallmark, whose image depicts the head of a woman facing right, in a frame the shape of a wheel (mark type 17).
5. The following are used for hallmarking dental materials:
 - 1) basic hallmark for platinum materials, whose image depicts the crown of a mazer with a snake in a frame shaped like a four-armed rosette; on the left side of the mazer the letter indicating the given Assay Office appears, and on the right the symbol of platinum Pt, beneath the mazer the fineness of platinum expressed in thousandths - 950 (mark type 18);
 - 2) basic hallmark for gold materials according to the mark defined under point 1), with the platinum symbol Pt replaced by the gold symbol Au and fineness expressed in thousandths: 916 – for coloured gold, 833 and 750 – for coloured and white gold and solder (mark types 19, 20, 21);
 - 3) basic hallmark is used for silver-palladium and silver-gold-palladium materials, whose image depicts the head of an eagle facing left in a rectangular frame with rounded corners; on the right side of the eagle's head the letter indicating the given Assay Office appears, and above the eagle's head, the following finenesses are expressed in thousandths: palladium 333 - for silver-palladium materials, palladium and gold finenesses 302 – for silver-gold-palladium materials (mark types 22, 23).

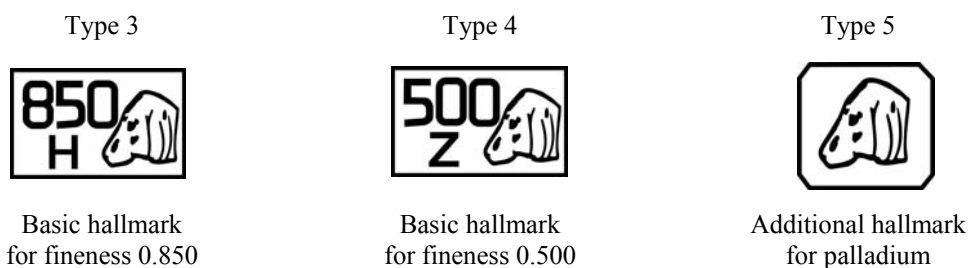
6. In order to mark precious metal articles previously hallmarked the approval hallmark is used, whose image depicts the head of an owl in a frame shaped like a shield; the letter indicating the given Assay Office appears beneath (mark type 24).
7. In order to mark platinum, palladium, gold and silver articles, mentioned in art. 8 item 1 point 6 of the Act, the main hallmark is used, whose image depicts the emblem of Poland (the eagle) in a frame in the shape of a wheel; beneath the emblem appear the initials indicating the given Assay Office (mark type 25).
8. Assay Offices are indicated according to the following letters:
- 1) A - Białystok;
 - 2) B - Bydgoszcz;
 - 3) C - Gdańsk;
 - 4) V - Wrocław;
 - 5) K - Cracow;
 - 6) Ł - Łódź;
 - 7) P - Poznań;
 - 8) W - Warsaw;
 - 9) H - Chorzów;
 - 10) Z - Częstochowa.

9. Graphic figures of hallmarks.

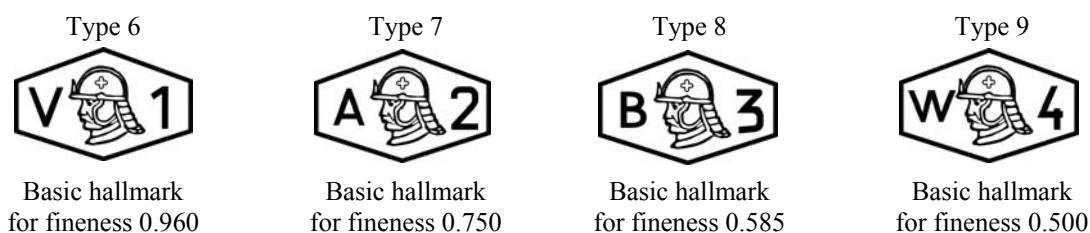
1) For platinum articles



2) For palladium articles



3) For gold articles



Type 10



Basic hallmark for fineness 0.375

Type 11



Basic hallmark for fineness 0.333

Type 12



Additional hallmark for gold

4) For silver articles

Type 13



Basic hallmark for fineness 0.925

Type 14



Basic hallmark for fineness 0.875

Type 15



Basic hallmark for fineness 0.830

Type 16



Basic hallmark for fineness 0.800

Type 17



Additional hallmark for silver

5) For dental materials

Type 18



Basic hallmark for platinum fineness 0.950

Type 19



Basic hallmark for gold fineness 0.916

Type 20



Basic hallmark for gold fineness 0.833

Type 21



Basic hallmark for gold fineness 0.750

Type 22



Basic hallmark for palladium fineness 0.333

Type 23



Basic hallmark for gold and palladium fineness 0.302

6) Other hallmarks

Type 24



Approval hallmark

Type 25



Main hallmark